

US Census Report Summary

Family Law Summary

10 - 03 - 01

Jim Untersshine

3321 E 7th St. #1, Long Beach, CA 90804

Gndzerosrv@pavenet.net

<http://www.geocities.com/gndzerosrv>

<http://communities.msn.com/GroundZeroServices>

The summary that follows draws data from the US Census Department publications. A collection of plots were extracted from the tables provided by the US Census Department and are appended to this summary page.

People

There are **214 million** people over 18 years of age in the US.

There is a higher percentage of females than males(**52% vs 48%**)

Marital Status

A higher percentage of males are married than females(**58% vs 55%**)

The rate of marriage is decreasing for both at **0.4% per year**

A lower percentage of males are divorced than females(**8% vs 10%**)

The rate of divorce is increasing for both at **0.2% per year**.

Parents

There are **14 million** custodial parents comprising **7%** of the population.

There is a higher percentage of female custodial parents than males(**85% vs 15%**)

Custodial parents by number of children showed: **57%** for 1 child, **28%** for 2, **11%** for 3, and **4%** for 4.

Custodial parents by education showed: **37%** HS +, **22%** No Degree, **19%** No HS, **13%** Bachelor +, and **9%** Associates.

Salaried Income

The mean salary of a custodial parent is: **\$27,500 per year (\$2,300 per month)**.

The highest paid custodial parents had a bachelor degree or higher education and received **\$47,600 per year (\$4,000 per month)**.

The lowest paid custodial parents did not work and received: **\$9,000 per year (\$760 per month)**.

Child Support Income

The mean child support income was: **\$4,700 per year (\$400 per month)** for custodial parents receiving full child support payments.

The highest paid custodial parents had a bachelor degree or higher education and received **\$6,000 per year (\$500 per month)**.

The lowest paid custodial parents needed food stamps and received **\$2,800 per year (\$230 per month)**.

59% of the custodial females were awarded child support

Custodial females by marital status showed: **32%** single, **31%** divorced **22%** married, **13%** separated, and **2%** widowed.

Custodial females by race showed: **57%** White, **28%** Black, and **15%** Hispanic.

Custodial females by age showed: **39%** 30 - 39, **33%** 40+, **27%** 18 - 29, and **1%** 15 - 17.

Custodial females by education showed: **37%** HS+, **22%** No Degree, **20%** No HS, **12%** Bachelor +, and **9%** Associates.

Child Support Ordered

There are **7.0 million** custodial parents that are due court ordered child support.

There are more females due to receive child support than males(**88% vs 12%**).

There is **\$29.1 billion** in child support to be paid to custodial parents.

There are more females due child support than males(**91% vs 9%**).

Custodial females receive a higher percentage of owed child support than males(**60% vs 47%**).

Custodial males are owed a higher percentage of child support than females(**52% vs 40%**)

Child Support Received by Children

It is presumed that a significant portion of the **\$29.1 billion** is spent to support the children.

100% of the dependent children wish they had a legal right to their money.

100% of non-custodial parents wish the money spent on child support was actually spent on the children.

US Census Report Summary

Marital Status - [MS1](#)

The US population in the year 2000 totaled 103 million males and 111 million females

Marriage

The percent of the population that were married in 2000 was reported to be 57.9% for males and 54.9% for females.

Figure One shown below represents the percentage of the US population of all races that were married from 1950 to 2000. Figure Two shown below represents the percentage of the US population of all races that were married from 1993 to 2000.

Figure One suggests a constant decrease of 0.4% per year in marriage from 1970 to 2000. Figure Two shows that from 1993 to 2000 the change in marriage is nearly 0.3% per year.

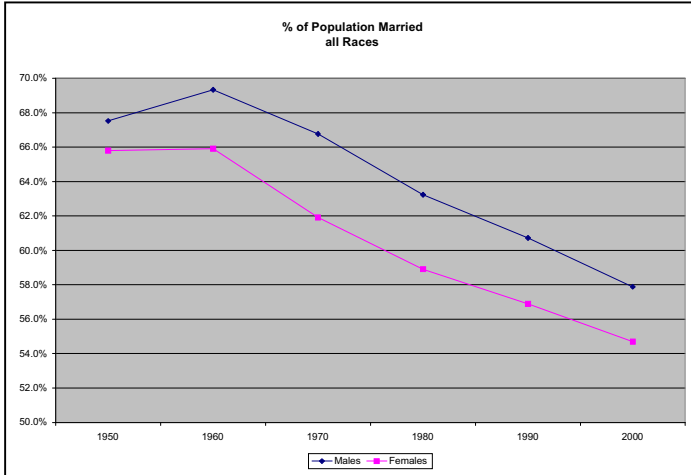


Figure One: Married percentage of population 1950 to 2000.

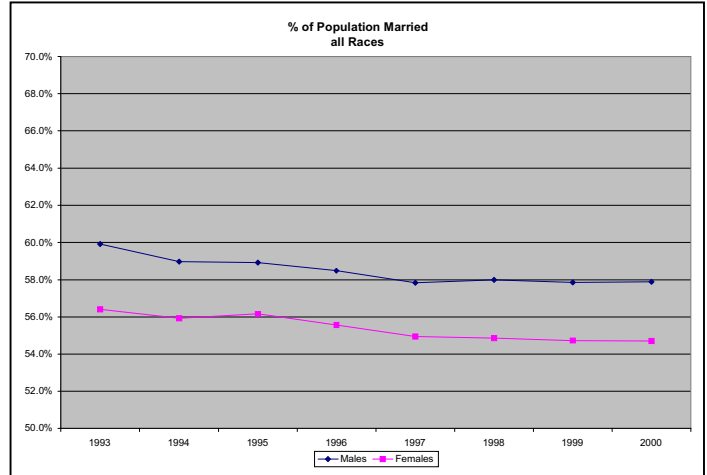


Figure Two: Married percentage of population 1993 to 2000.

Divorce

The percent of the population that were divorced in 2000 was reported to be 8.3 % for males and 10.2% for females.

Figure Three shown below represents the percentage of the US population of all races that were divorced from 1950 to 2000. Figure Four shown below represents the percentage of the US population of all races that were divorced from 1993 to 2000.

Figure Three suggests a constant increase of 0.2% per year in divorces from 1970 to 2000. Figure Four shows that from 1993 to 2000 the change in divorce is nearly 0.2% per year.

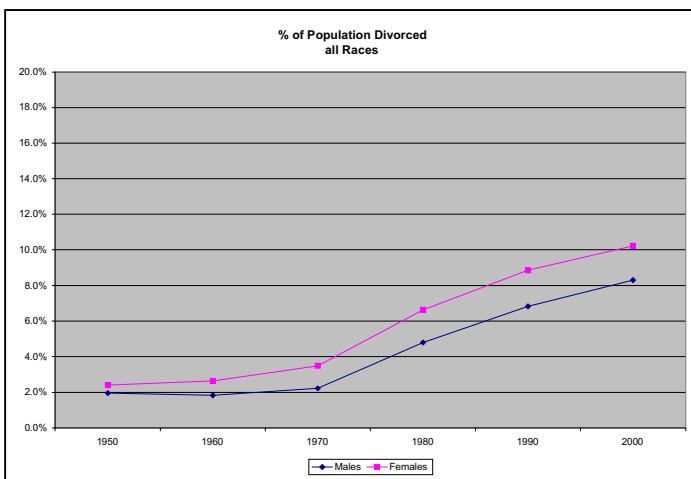


Figure One: Divorced percentage of population 1950 to 2000.

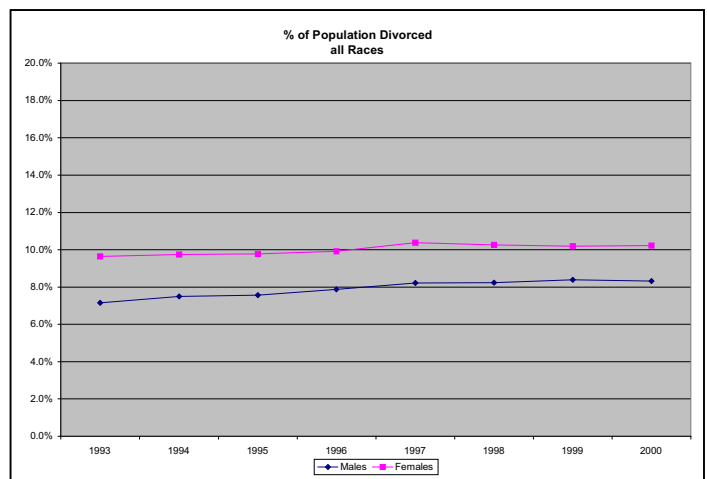


Figure Two: Divorced percentage of population 1993 to 2000.

US Census Report Summary

Child Support - [Table 1](#)

There are 7.0 million custodial parents that are due court ordered child support.

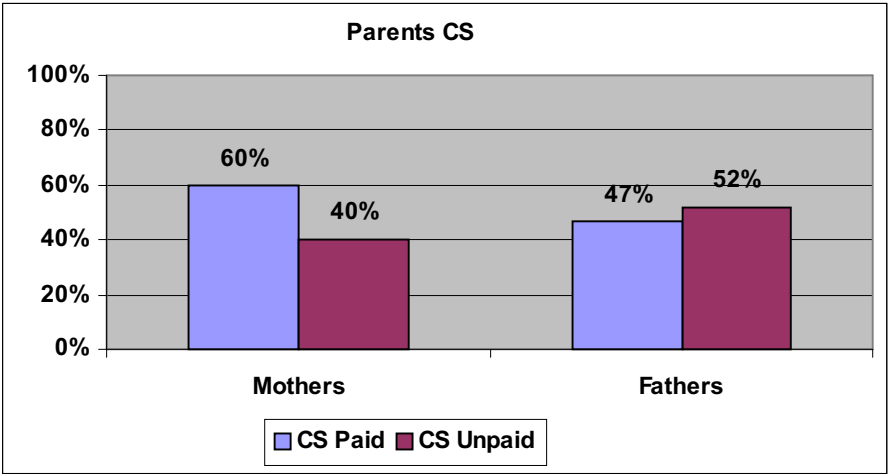
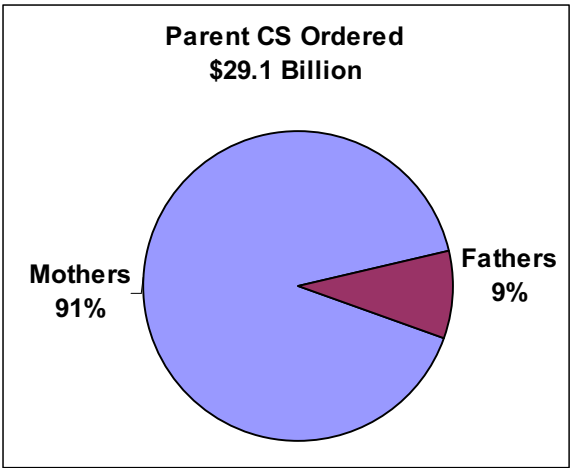
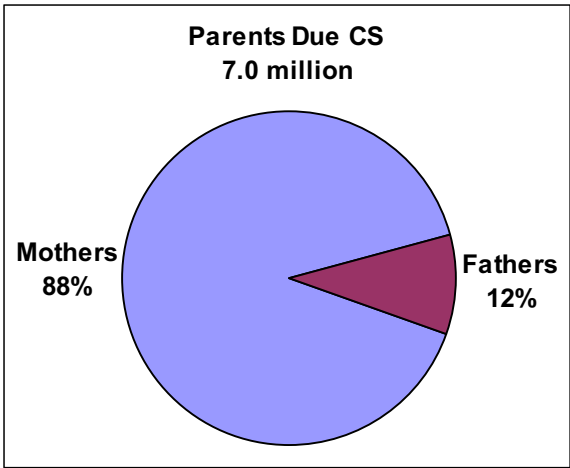
There are more females due to receive child support than males (88%vs 12%).

There is \$29.1 billion in child support to be paid to custodial parents.

There are more females due child support than males (91%vs 9%).

Custodial females receive a higher percentage of owed child support than males (60%vs 47%).

Custodial males are owed a higher percentage of child support than females (52%vs 40%)



US Census Report Summary

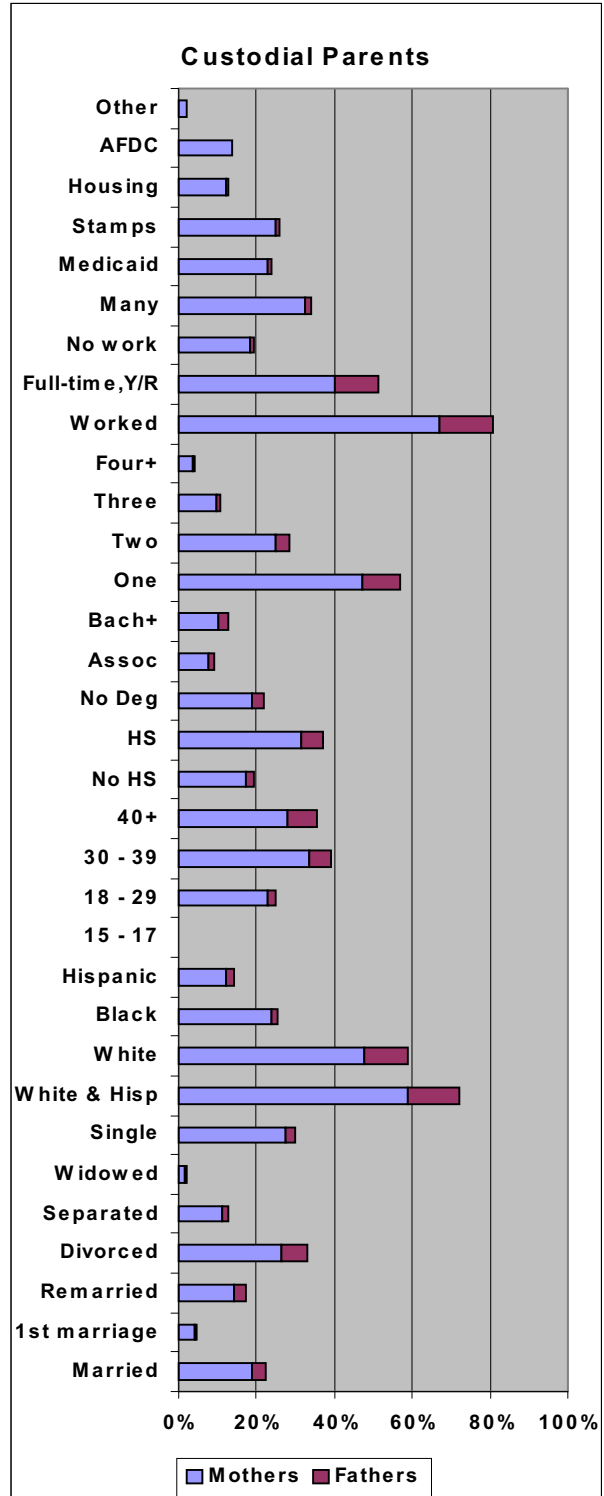
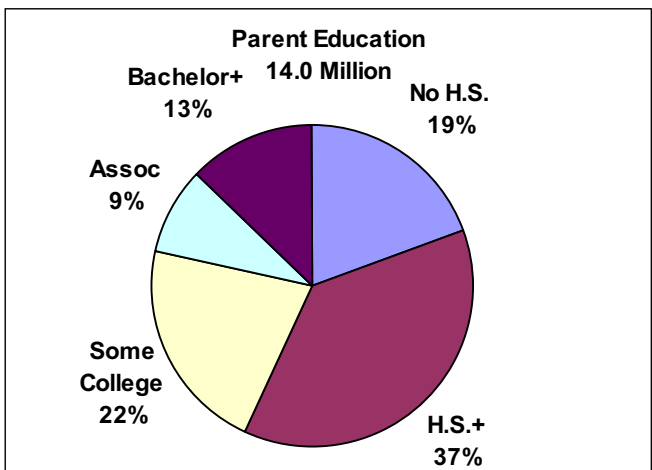
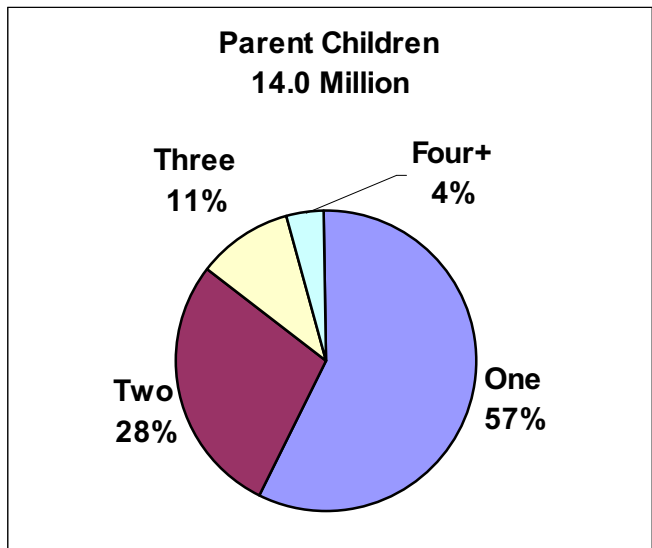
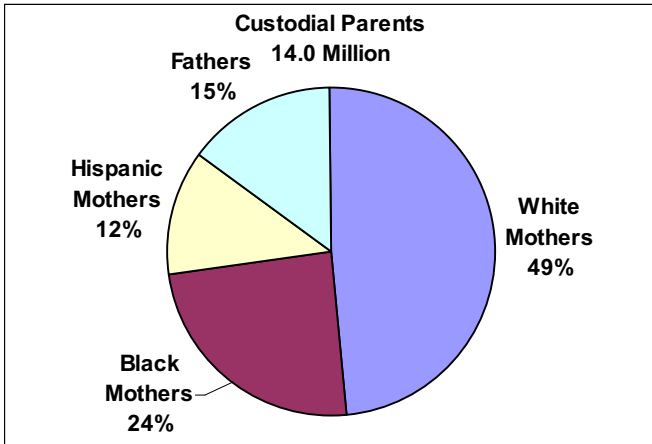
Child Support - [Table 4](#)

US Census reports 14.0 million custodial parents.

Custodial fathers of all races represented 15% of the custodial parents

Custodial parents by number of children showed 57% for 1 child, 28% for 2, 11% for 3, and 4% for 4.

Custodial parents by education showed 37% HS +, 22% No Degree, 19% No HS, 13% Bachelors + and 9% Associates.



US Census Report Summary

Child Support - [Table 6](#)

The US Census survey reported 14 million custodial parents.

Income

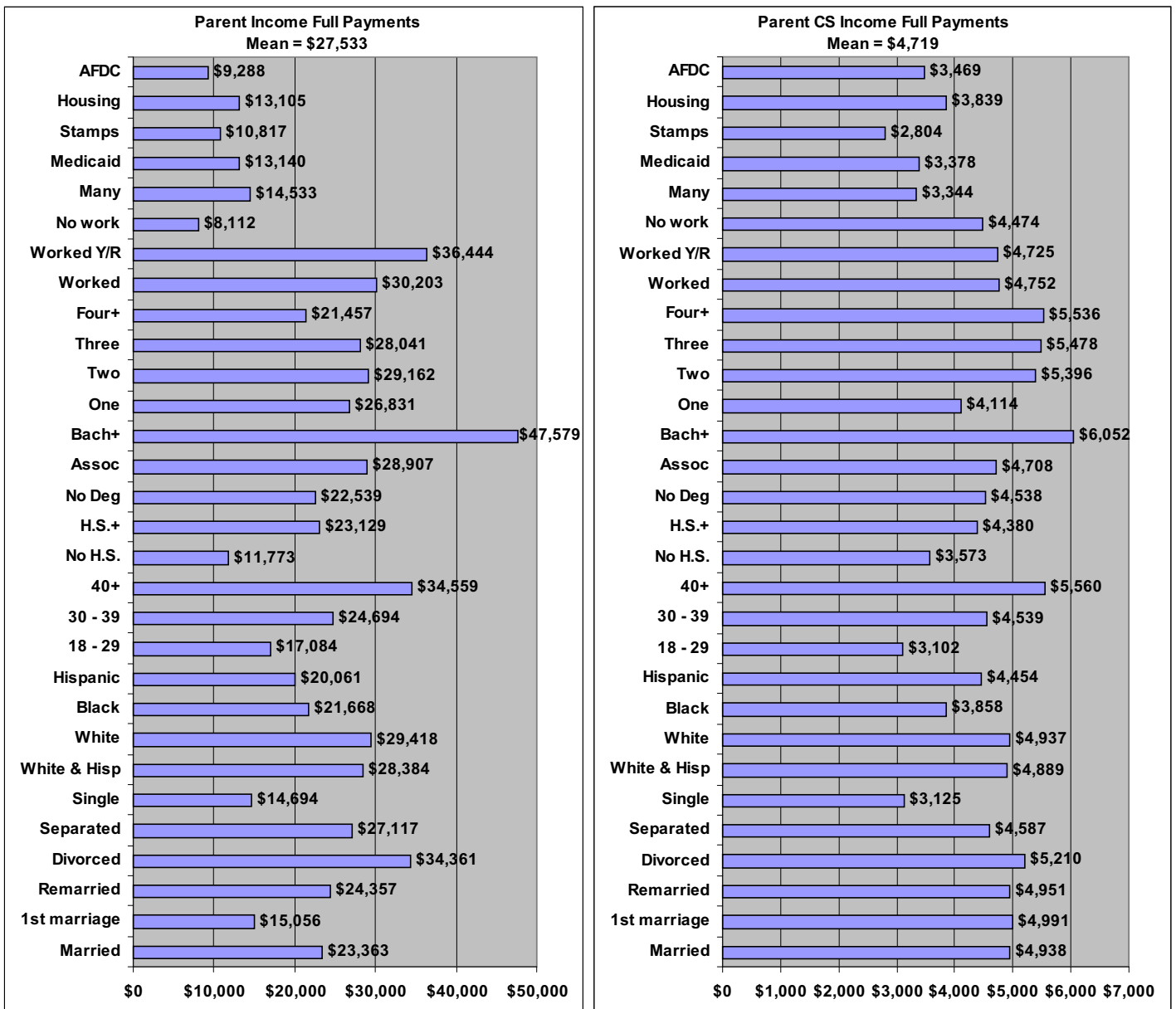
The mean income was \$27,533 per year (\$2,294 per month) for custodial parents receiving full CS payments.

The highest paid custodial parents had a bachelor degree or higher education and received \$47,579 per year (\$3,965 per month). The lowest paid custodial parents did not work and received \$9,112 per year (\$759 per month).

Child Support

The mean child support income was \$4,719 per year (\$393 per month) for custodial parents receiving full CS payments.

The highest paid custodial parents had a bachelor degree or higher education and received \$6,052 per year (\$504 per month). The lowest paid custodial parents needed food stamps and received \$2,804 per year (\$234 per month).



US Census Report Summary

Child Support - [Table 8](#)

US Census reports 11.9 million mothers are custodial parents.

59% of custodial mothers were awarded child support

41% of custodial mothers were not awarded child support

Custodial mothers by marital status showed 32% Single, 31% Divorced, 22% Married, 13% Separated, and 2% Widowed.

Custodial mothers by race showed 57% White, 28% Black, and 15% Hispanic.

Custodial mothers by age showed 39% 30 - 39, 33% 40+, 27% 18 - 29, and 1% 15 - 17.

Custodial mothers by education showed 37% HS +, 22% No Degree, 20% No HS, 12% Bachelors +, and 9% Associates.

